

- Wide Range AC Input
- Low Profile, Industry Standard Footprint
- Global Safety Agency Compliance
- RoHS Compliant

Key Market Segments & Applications

- Video/Audio Routers
- Datacom
- Point of Sale
- Test and Measurement
- LED Signs and Lighting

ZPS20 Series

2" x 3.5" 20W AC-DC
Power Supplies

ZPS20 Features and Benefits

Features

- Industry Standard Footprint
- Up to 82% efficiency
- Broad Product Range
- Meets EN61000-4 Immunity

Benefits

- Available to Second Source
- Less System Heating
- Optimization of Power Supply to System
- Greater Reliability

Specifications

MODEL		ZPS20
ITEMS		
Input Voltage range	-	85 - 264VAC (47 - 440Hz) or 120 - 370VDC
Inrush Current (132/264VAC)	A	20 / 40 (cold start)
Input Current (115/230VAC)	A	0.25 / 0.12
Temperature Coefficient	-	±0.05%/°C
Voltage Accuracy	-	±1%
Minimum Load	A	None
Load Regulation	-	±1%
Line Regulation	-	±0.5%
Ripple & Noise (1)	mV	1% or 50mV whichever is greater
Short Circuit Protection	-	Continuous - hiccup mode
Overvoltage Protection	V	Typically 110-130% of nominal
Hold Up Time (Typ)	ms	16ms at 115VAC input
Operating Temperature	°C	0 to +70 with derating
Storage Temperature	°C	-20 to +85
Humidity (non condensing)	%RH	10 - 95
Cooling	-	Convection
Withstand Voltage		Input to Ground 1.5kVAC, Input to Output 3kVAC, Output to Ground 500VAC for 1 min.
Isolation Resistance		>100Ω at 25°C & 70%RH, Output to Ground 500VDC
Vibration (non operating)		23.52m/s ² (10 - 55Hz: constant sweep 1 min X, Y, Z for 1 hour)
Shock	-	< 196.1 m/s ² (20G)
Safety Agency Approvals	-	UL60950, CSA60950, EN60950-1 Class II, CE Mark (LVD)
Conducted & Radiated EMI	-	EN55022-B, FCC Class B
Immunity	-	EN61000-4-2,-3,-4,-5,-6,-8
Weight (Typ)	g	100g
Size (WxLxH)	mm	88.9 X 50.8 X 20.32 (including underside components)
Warranty	-	2 Year

Notes:

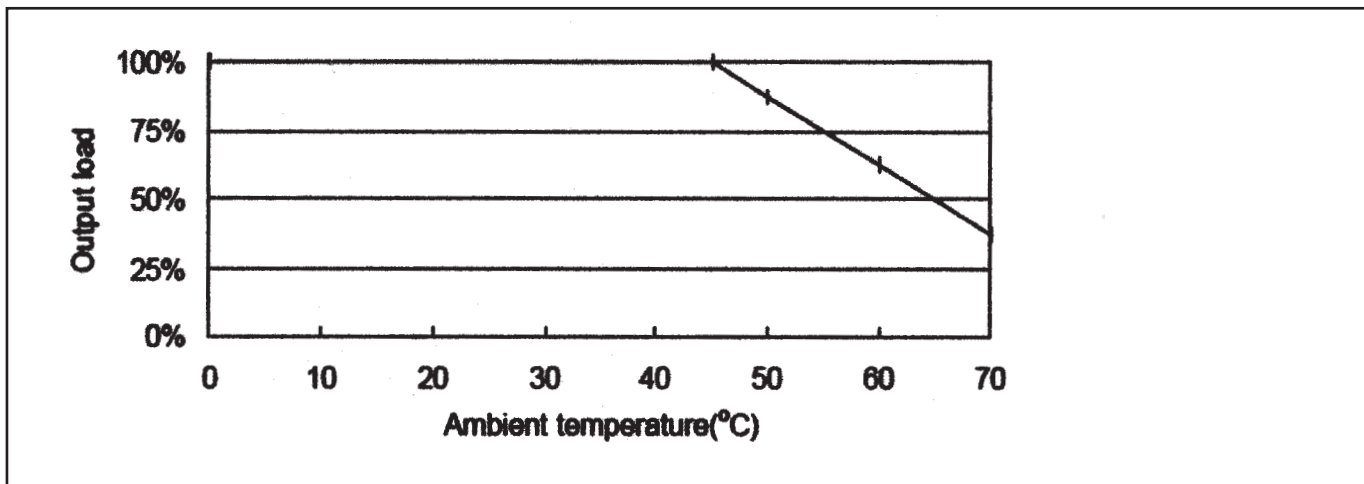
(1) Measured with 0.1uF ceramic & 10uF electrolytic at 20MHz BW

Model Selector

Model		Output Voltage (V)	Maximum Output (A)	Peak Load (A) (2)
ZPS20-3R3	V1	3.3	4.4	6.6
ZPS20-5	V1	5.0	4.4	6.6
ZPS20-9	V1	9.0	2.4	4.0
ZPS20-12	V1	12.0	1.8	2.7
ZPS20-15	V1	15.0	1.4	2.1
ZPS20-24	V1	24	0.9	1.4

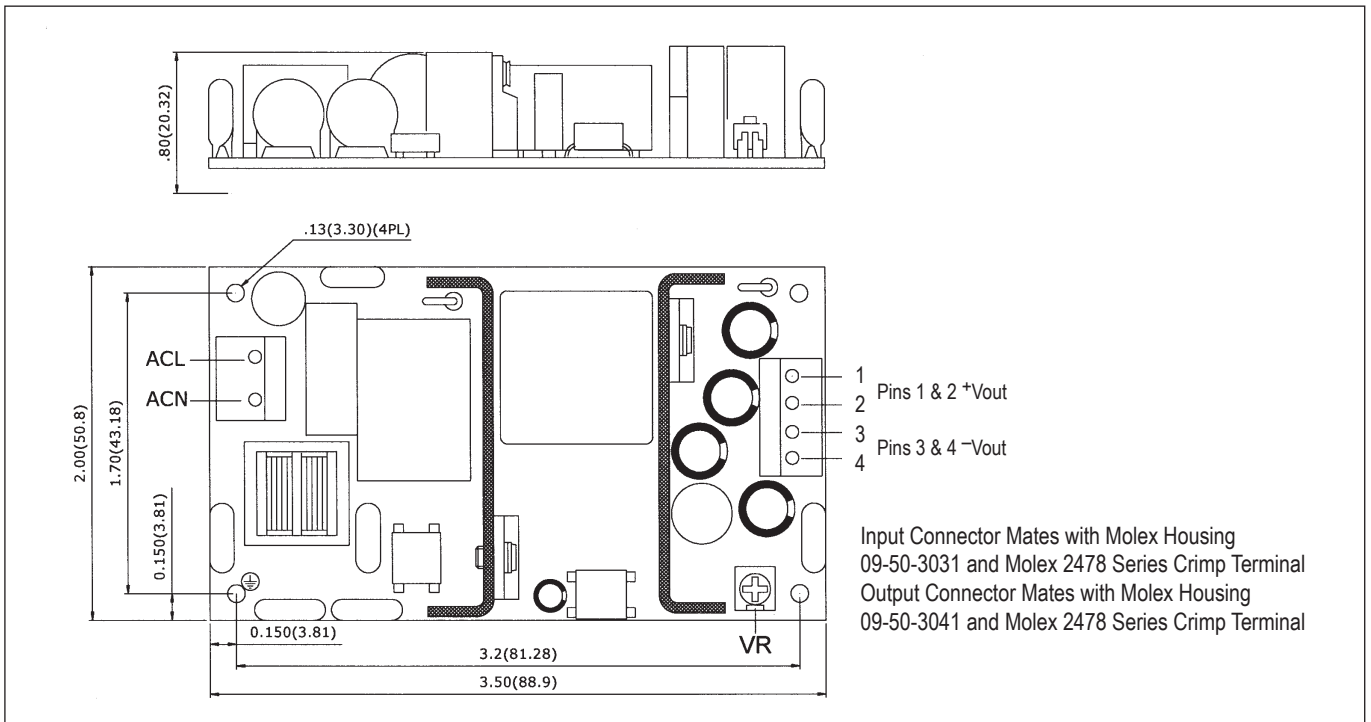
Notes: (2) Average not to exceed max power, <30s, 10% duty cycle

Derating Curve ZPS20 Series

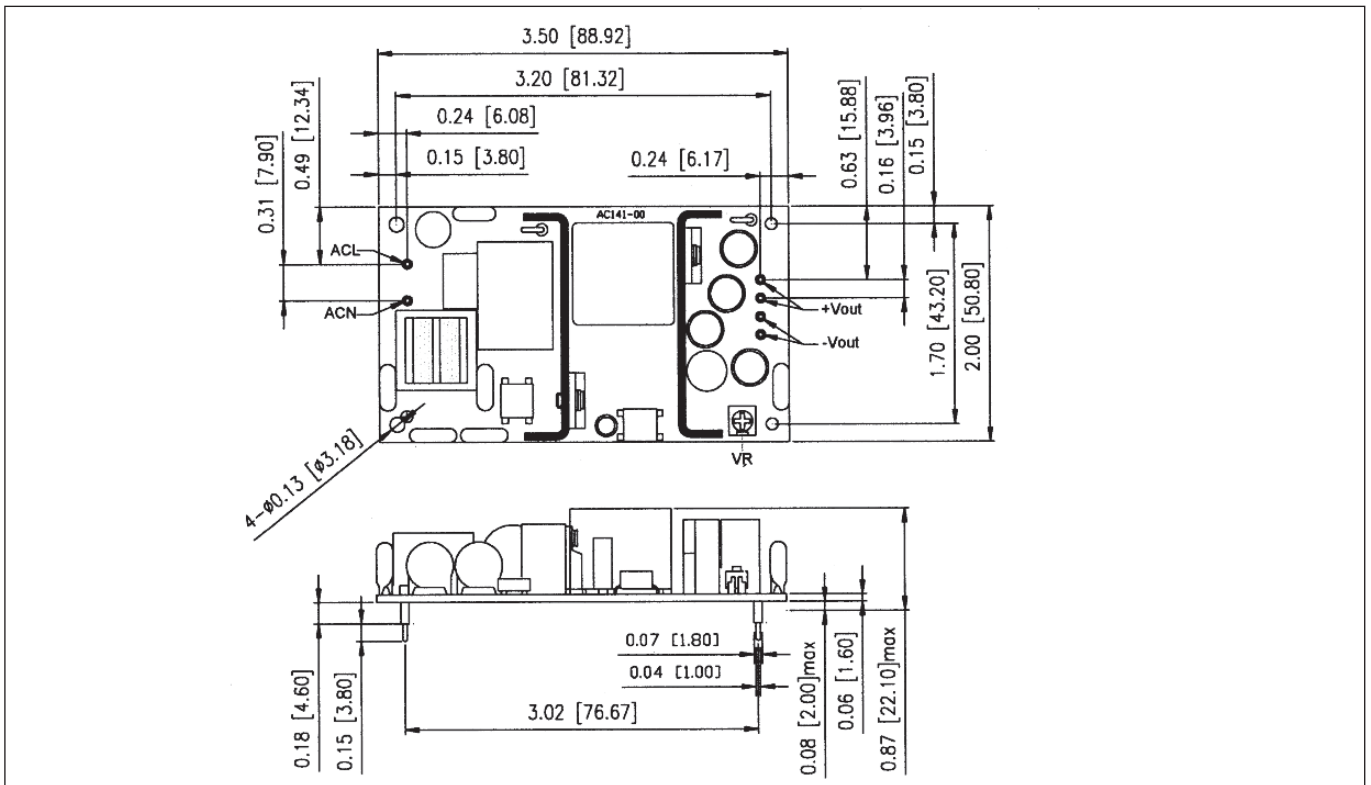


**INTERMEDIATE VOLTAGES AVAILABLE
PLEASE CONSULT SALES**

Outline Drawing ZPS20 Series



Outline Drawing ZPS20-P Series



Options

Suffix

Add Suffix -P for PCB Mount Pins

TDK-LAMBDA EMEA

www.emea.tdk-lambda.com



TDK-Lambda France SAS

Route de Grivery
ZAC des Delaches
CS 41077
91978 Courtaboeuf Cedex
France
Tel: +33 1 60 12 71 65
Fax: +33 1 60 12 71 66
france@fr.tdk-lambda.com
www.fr.tdk-lambda.com



Italy Sales Office
Via dei Lavoratori 128/130
20092 Cinisello Balsamo (MI)
Italy
Tel: +39 02 61 29 38 63
Fax: +39 02 61 29 09 00
info.italia@it.tdk-lambda.com
www.it.tdk-lambda.com



TDK-Lambda Germany GmbH

Karl-Bold-Strasse 40
77855 Achern
Germany
Tel: +49 7841 666 0
Fax: +49 7841 5000
info.germany@de.tdk-lambda.com
www.de.tdk-lambda.com



Austria Sales Office
Aredstrasse 22
2544 Leobersdorf
Austria
Tel: +43 2256 655 84
Fax: +43 2256 645 12
info.germany@de.tdk-lambda.com
www.de.tdk-lambda.com



TDK-Lambda UK Ltd.

Kingsley Avenue
Ilfracombe
Devon EX34 8ES
United Kingdom
Tel: +44 (0) 12 71 85 66 66
Fax: +44 (0) 12 71 86 48 94
powersolutions@uk.tdk-lambda.com
www.uk.tdk-lambda.com



Nemic Lambda Ltd.

Kibbutz
Givat Hashlosha 48800
Israel
Tel: +9 723 902 4333
Fax: +9 723 902 4777
info@nemic.co.il
www.nemic.co.il



Russia

Technical Support:
St Petersburg
Tel: +7 (812) 6580463
Sales:
Moscow
Tel: +7 (499) 7557732
info@tdk-lambda.ru
www.tdk-lambda.ru

LOCAL DISTRIBUTION

